

Statement from Amy Butzki - Resident Liaison Officer at Claremont Place

Dear Residents and Leaseholders,

We are pleased to inform you that Starfish Construction has been appointed to carry out the works at **Claremont Place**. Please find below the latest updates regarding the reinstatement works and onsite activities scheduled for the week ending **Friday 13th March 2026**.

News & Updates



Should you have any questions about the works, please don't hesitate to contact Amy Butzki - Resident Liaison Officer via email on Abutzki@starfishltd.com or via telephone on **07539011441**.

News & Updates

Health & Safety

- No H&S issues to raise over the last week.

Design

- All design has been issued.

Procurement

- **Render Order has been placed.**
- **A.** 100% of all render material has been delivered.
- **Terracotta Order has been placed.**
- **A.** We have had an issue with some of the terracotta material, RM is looking into this & will provide an update in due course.
- **Cedral cladding has been placed**
- **A.** Cedral cladding material has been delivered in full.

Production

Elevation 3 :

- Terracotta EPDM & breather membrane are 100% complete.
- Terracotta Helping hand brackets are 100% installed.
- Terracotta Fire Barrier & insulation are 100% complete.
- Terracotta Rails are 25% complete.
- Cedral cladding Sheathing board/EPDM & Breather membrane is 100% complete.
- Render Insulation & base coat are 90% complete.

Elevation 2:

- Render topcoat is 100% complete.
- Cedral cladding Sheathing board/EPDM & Breather membrane is 100% complete.
- Cedral cladding c channel brackets & rails are 100% complete
- Scaffold has been struck.



Resident Update's

- QR Codes for residents have been distributed around the building.
- Resident hub has been updated on 13.03.2026

Resident Issues @ Claremont Place

- No current issues reported.

Resident Issues @ Spanbrook

- No concerns raised this week.

Planning & Programming next week

Elevation 3:

- Continue install of Cedral backing structure
- Complete render to columns.

Elevation 4:

- Commence Cedral cladding.

Elevation 1:

- Scaffold strike half of the elevation
- Continue install of Cedral cladding
- Complete render topcoat.
- Continue tile install
- Prepare to strike scaffold on the 23rd March.






 News & Updates

Claremont Place - Feedback & WhatsApp Group QR code

Thank you for your continued support. By attending these Coffee Mornings, you help us gain valuable insight into making **Claremont Place** an even better community. We look forward to hosting more events in the future! To keep all residents fully updated throughout the duration of the works, we've launched a dedicated **WhatsApp group** exclusively for **Claremont Place**.





This group offers a fast, convenient way to receive:

-  Important announcements and schedule changes
-  Invitations to resident events like our monthly coffee mornings
-  Reminders and site activity notices

It's also a great space to ask questions, share feedback, and stay connected with your **Resident Liaison Officer**, and the wider team.

PHOTOGRAPHIC EVIDENCE

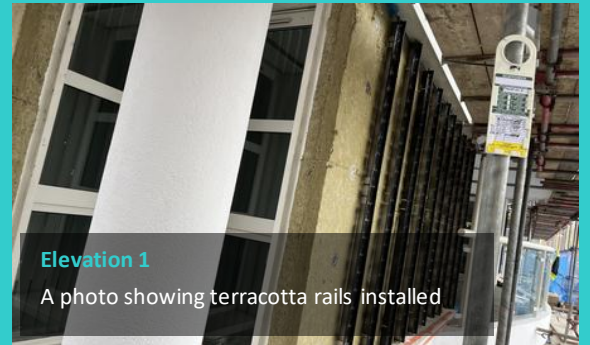


Should you have any questions about the works, please don't hesitate to contact Amy Butzki - Resident Liaison Officer via email on Abutzki@starfishltd.com or via telephone on **07539011441**.



Elevation 1

A photo showing terracotta tiles installed & existing render painted.



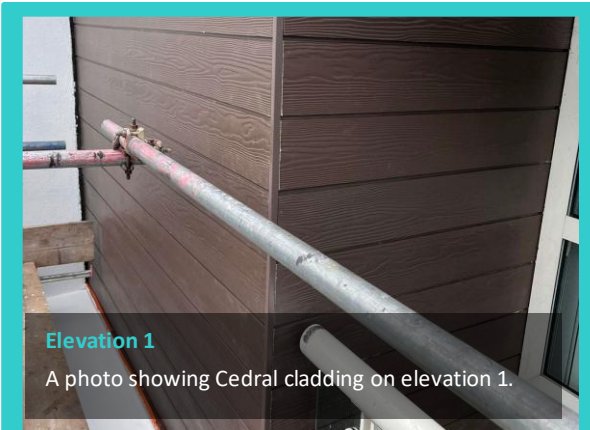
Elevation 1

A photo showing terracotta rails installed




Elevation 1

A photo showing Cedral cladding on elevation 1.




Elevation 1

A photo showing Cedral cladding on elevation 1.



Elevation 1

A photo showing Cedral cladding C Channel & brackets installed



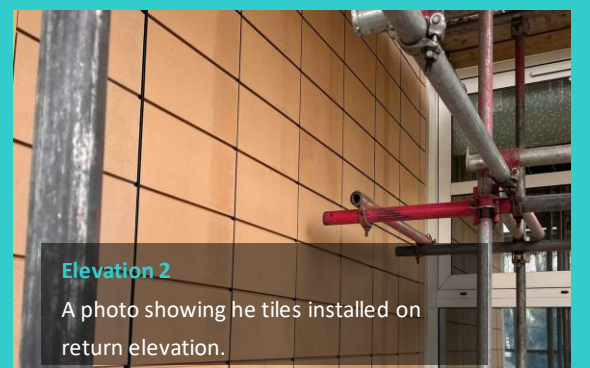
Elevation 1

A photo showing Cedral cladding fire barriers installed. cladding fire barriers installed.



Elevation 2

A photo showing the render/ flashings/mastic on return elevation.



Elevation 2

A photo showing the tiles installed on return elevation.



Should you have any questions about the works, please don't hesitate to contact Amy Butzki - Resident Liaison Officer via email on Abutzki@starfishltd.com or via telephone on **07539011441**.

If you have any questions or concerns regarding the ongoing works, please don't hesitate to contact your Resident Liaison Officer, Amy Butzki using the details provided below. Your continued cooperation and support are greatly appreciated as we work to deliver these improvements safely.

Newsletters & QR Codes

- Newsletters will be issued monthly, with the latest edition scheduled for release in **March 2026**, This will include the most recent updates and news regarding the ongoing works around **Claremont Place**.
- QR Codes have been placed around **Claremont Place**. They have also been posted to each individual resident, simply scan these codes with your phone camera or tablet to access weekly updates via the project hub.
- If you have not yet received a copy of the newsletter or the QR code, please contact your Resident Liaison Officer, Amy Butzki, at abutzki@starfishltd.com, who will be happy to send you a copy of the previous edition.
- If you have any questions or concerns please feel free to contact one of our staff members who will be happy to help you. Please see details below.

Contact Information



Resident Liaison Officer

Name: Amy Butzki

Telephone: 07539011441

Email: abutzki@starfishltd.com

Working hours: 9am-4:30pm



Site Manager

Name: Geanina Rusu

Telephone: 07983356770

Email: grusu@starfishconstruction.com

Working hours: 8am-4:30pm



Project Manager

Name: Stuart Sage

Telephone: 07908461775

Email: ssage@starfishltd.com

Working hours: 8am-4:30pm



Should you have any questions about the works, please don't hesitate to contact Amy Butzki - Resident Liaison Officer via email on Abutzki@starfishltd.com or via telephone on **07539011441**.